

Quick Reference Guide

by TillaCare Ltd.



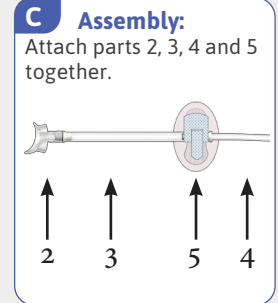
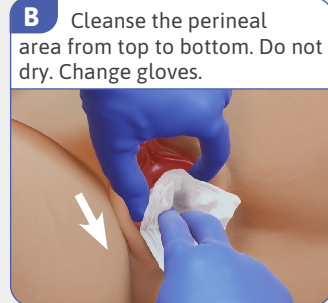
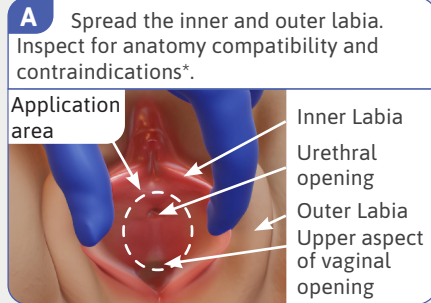
For the application video and additional guidance, go to: www.tillacare.com/training



Preparation

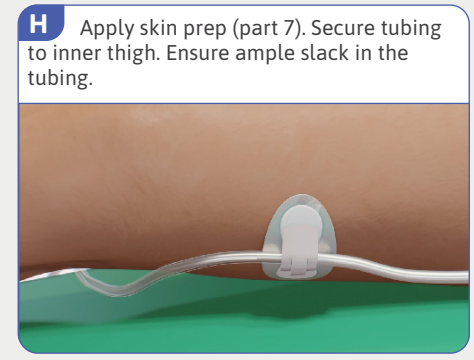
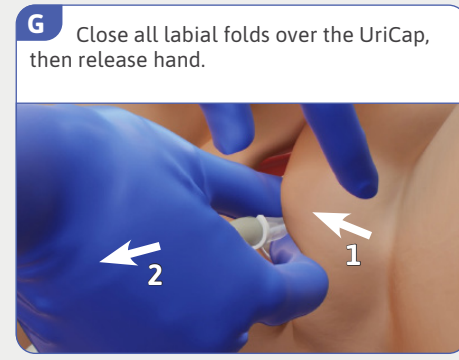
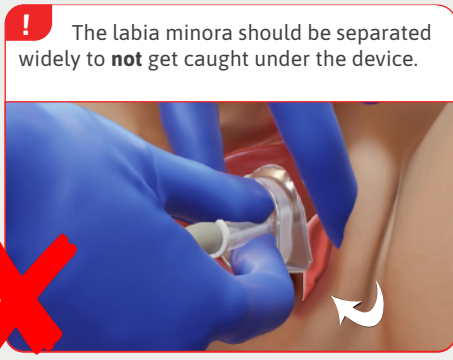
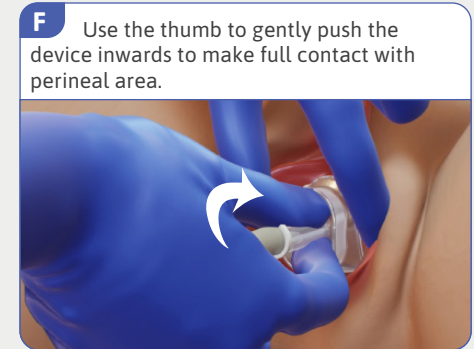
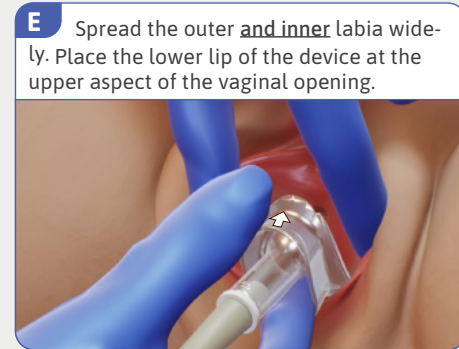

Required supplies:

1. Cleansing supplies
 2. UriCap Female
 3. Extension tube
 4. Urine bag
 5. Tubing securement device
 6. Water based lubricant
 7. Skin preparation pad
- **No suction required**



Application

* Do not use the UriCap If the patient has vaginal discharge, itch, inflammation, sores, redness, bleeding, skin condition, pelvic prolapse (stage 2 and up) or silicone allergy.

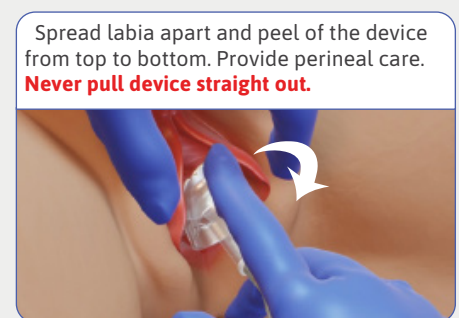


Removal

I Pointers

Remain in a lying position for at least an hour before position change.

Avoid opening the labia after the application as it may break the seal.



Always review the Instructions for Use (IFU) including indications, contraindications, warnings, precautions. Follow facility policy when using the UriCap Female.

TillaCare
7842 Land O'Lakes Blvd., 336
Land O' Lakes, FL 34638
USA
E-mail: USSales@tillacare.com